

**WIRELESS PRO**™

# **QUICK START GUIDE**

Schnellstartanleitung

Guide De Démarrage Rapide

Guida Rapida

Guía De Inicio Rápido

Przewodnik Szybkiego Startu

Snelle Startgids

Snabbstartsguide

Panduan Memulai Cepat

**RØDE**

## ENGLISH

1. Power on your Wireless PRO and it will automatically pair
2. Connect the RX to your camera, phone, computer or other device
3. Start recording!

Download RØDE Central to change settings, access recordings and update your system

[rode.com/apps/rode-central](https://rode.com/apps/rode-central)

## GERMAN

1. Schalten Sie Ihr Wireless PRO ein, und es wird automatisch gekoppelt.
2. Verbinden Sie den RX mit Ihrer Kamera, Ihrem Telefon, Computer oder einem anderen Gerät.
3. Starten Sie die Aufnahme!

Laden Sie RØDE Central herunter, um Einstellungen zu ändern, auf Aufnahmen zuzugreifen und Ihr System zu aktualisieren

[rode.com/apps/rode-central](https://rode.com/apps/rode-central)

## FRENCH

1. Allumez votre Wireless PRO et il se couplera automatiquement
2. Connectez le RX à votre appareil photo, téléphone, ordinateur ou autre dispositif
3. Commencez l'enregistrement!

Téléchargez RØDE Central pour changer les paramètres, accéder aux enregistrements et mettre

à jour votre système [rode.com/apps/rode-central](https://rode.com/apps/rode-central)

## ITALIAN

1. Accendete il vostro Wireless PRO e si accoppierà automaticamente
2. Collega il RX alla tua fotocamera, telefono, computer o altro dispositivo
3. Inizia la registrazione!

Scarica RØDE Central per cambiare le impostazioni, accedere alle registrazioni e aggiornare il tuo sistema [rode.com/apps/rode-central](https://rode.com/apps/rode-central)

## SPANISH

1. Encienda su Wireless PRO y se emparejará automáticamente
2. Conecte el RX a su cámara, teléfono, computadora u otro dispositivo
3. ¡Comience a grabar!

Descargue RØDE Central para cambiar la configuración, acceder a las grabaciones y actualizar su sistema [rode.com/apps/rode-central](https://rode.com/apps/rode-central)

## POLISH

1. Włącz Wireless PRO, automatycznie się sparują
2. Podłącz odbiornik RX do aparatu, telefonu, komputera lub innego urządzenia
3. Rozpocznij nagrywanie!

Pobierz RØDE Central, aby zmienić ustawienia, uzyskać dostęp do nagrań i zaktualizować swój

system [rode.com/apps/rode-central](https://rode.com/apps/rode-central)

## DUTCH

1. Zet je Wireless PRO aan en het zal automatisch koppelen
2. Sluit de RX aan op je camera, telefoon, computer of ander apparaat
3. Begin met opnemen!

Download RØDE Central om instellingen te wijzigen, opnames te openen en je systeem bij te werken  
[rode.com/apps/rode-central](https://rode.com/apps/rode-central)

## SWEDISH

1. Sätt på din Wireless PRO och den kommer automatiskt att para
2. Anslut RX till din kamera, telefon, dator eller annan enhet
3. Börja spela in!

Ladda ner RØDE Central för att ändra inställningar, komma åt inspelningar och uppdatera ditt system  
[rode.com/apps/rode-central](https://rode.com/apps/rode-central)

## INDONESIAN

1. Nyalakan Wireless PRO Anda dan itu akan secara otomatis dipasangkan.
  2. Hubungkan RX ke kamera, ponsel, komputer, atau perangkat lainnya.
  3. Mulai merekam!
- Unduh RØDE Central untuk mengubah pengaturan,

mengakses rekaman, dan memperbarui sistem Anda di [rode.com/apps/rode-central](https://rode.com/apps/rode-central)

## NORTH AMERICA

The Wireless PRO must not be co-located or operated in conjunction with any other antenna or transmitter.

The device complies with part 15 of the FCC rules. Operation is subject to the following two conditions:

- (1) This device may not cause harmful interference, and
- (2) This device must accept any interference received, including interference that may cause undesired operation.

This equipment has been tested and found to comply with the limits for a Class B digital device, pursuant to part 15 of the FCC rules. These limits are designed to provide reasonable protection against harmful interference in a residential installation. This equipment generates, uses and can radiate radio frequency energy and, if not installed and used in accordance with the instructions, may cause harmful interference to radio communications. However, there is no guarantee that interference will not occur in a particular installation. If this equipment does cause harmful interference

to radio or television reception, which can be determined by turning the equipment off and on, the user is encouraged to try to correct the interference by one of more of the following measures:

1. Reorient or relocate the receiving antenna.
2. Increase the separation between the equipment and receiver.
3. Connect the equipment into an outlet on a circuit different from that to which the receiver is connected.
4. Consult the dealer or an experienced radio/TV technician for help.

This equipment complies with FCC radiation exposure limits set forth in an uncontrolled environment.

Changes or modifications not expressly approved by RØDE could void the user's authority to operate the equipment.

This device contains license-exempt transmitter(s)/receiver(s) that comply with Innovation, Science and Economic Development Canada's license-exempt RSS(s). Operation is subject to the following two conditions:

1. This device may not cause interference.
2. This device must accept any interference, including interference that may cause

undesired operation of the device.

L'émetteur/récepteur exempt de licence contenu dans le présent appareil est conforme aux CNR d'Innovation, Sciences et Développement économique Canada applicables aux appareils radio exempts de licence. L'exploitation est autorisée aux deux conditions suivantes :

- (1) L'appareil ne doit pas produire de brouillage ;
- (2) L'appareil doit accepter tout brouillage radioélectrique subi, même si le brouillage est susceptible d'en compromettre le fonctionnement.

## **EU COMPLIANCE STATEMENT**

Hereby, RØDE Microphones declares that the radio equipment type Wireless PRO is in compliance with Directive 2014/53/EU.

The full text of the EU declaration of conformity is available at the following internet address:  
<https://rode.com/en/microphones/wireless/wirelesspro>  
Frequency Range: 2.402 - 2.480 GHz  
Maximum Output Power: < 10dBm

For details of EU representative go to <http://en.rode.com/distributors>

## EU - KONFORMITÄTSERKLÄRUNG

RØDE Microphones erklärt hiermit, dass der Funkanlagentyp Wireless PRO der Richtlinie 2014/53/EU (FuA) entspricht.

Der vollständige Text der EU-Konformitätserklärung ist unter der folgenden Internetadresse verfügbar:

<https://rode.com/en/microphones/wireless/wirelesspro>

Frequenzbereich: 2,402 - 2,482 GHz

Maximale Ausgangsleistung: < 10dBm

Einzelheiten zur EU-Vertretung finden Sie unter <http://en.rode.com/distributors>

## NCC COMPLIANCE NOTICE

取得審驗證明之低功率射頻器材，非經核准，公司、商號或使用者均不得擅自變更頻率、加大功率或變更原設計之特性及功能。低功率射頻器材之使用不得影響飛航安全及干擾合法通信；經發現有干擾現象時，應立即停用，並改善至無干擾時方得繼續使用。前述合法通信，指依電信管理法規定作業之無線電通信。低功率射頻器材須忍受合法通信或工業、科學及醫療用電波輻射性電機設備之干擾。

Regulatory information such as identification numbers are displayed on the Wireless PRO receiver by pressing the Gain and Power buttons simultaneously for at least three seconds. To

dismiss this screen, simply press any button on the receiver.

---

### USA



Transmitter FCC ID: 2AEAN-WIPROTX  
Receiver FCC ID: 2AEAN-WIPRORX

---

### CANADA

Transmitter IC: 20091-WIPROTX  
Receiver IC: 20091- WIPRORX  
CAN: ICES-3 (B) / NMB-3 (B)

---

### SOUTH KOREA



ID: R-R-R72-WIPROTX  
Company Name: RØDE Microphones  
Model: Wireless PRO - Transmitter  
Country of Origin: Australia  
ID: R-R-R72-WIPRORX  
Company Name: RØDE Microphones  
Model: Wireless PRO - Receiver  
Country of Origin: Australia

ID: R-R-R72-WPROCHARGECASE  
Company Name: RØDE Microphones  
Model: Wireless PRO Charge Case  
Country of Origin: Australia

ID: R-R-R72-Lavalier II  
Company Name: RØDE Microphones  
Model: Lavalier II  
Country of Origin: Australia

---

設備名稱： Equipment name	一對二無線麥克風(發射器/接收器)			型號(型式)： Type designation (Type) Wireless PRO Transmitter Wireless PRO Receiver		
單元Unit	限用物質及其化學符號 Restricted substances and its chemical symbols					
	鉛Lead (Pb)	汞 Mercury (Hg)	鎘 Cadmium (Cd)	六價鉻 Hexavalent chromium (Cr+6)	多溴聯苯 Polybrominated biphenyls (PBB)	多溴二苯醚 Polybrominated diphenyl ethers (PBDE)
外殼	○	○	○	○	○	○
線材	○	○	○	○	○	○
印刷電路板 (含插件)	○	○	○	○	○	○
標籤	○	○	○	○	○	○

備考1. “超出0.1 wt %”及“超出0.01 wt %”係指限用物質之百分比含量超出百分比含量基準值。

Note 1: “Exceeding 0.1 wt %” and “exceeding 0.01 wt %” indicate that the percentage content of the restricted substance exceeds the reference percentage value of presence condition.

備考2. “○”係指該項限用物質之百分比含量未超出百分比含量基準值。

Note 2: “○” indicates that the percentage content of the restricted substance does not exceed the percentage of reference value of presence.

備考3. “-”係指該項限用物質為排除項目。  
Note 3: The “-” indicates that the restricted substance corresponds to the exemption.

**NCC**

Transmitter: CCAJ23LP2820T8

Receiver: CCAJ23LP2830T1

**BSMI**



R39882  
RoHs

**JAPAN**

Transmitter:



R CCAJ23LP2820T8

Receiver:



R CCAJ23LP2830T1

**INDIA**

IS- 616:2017



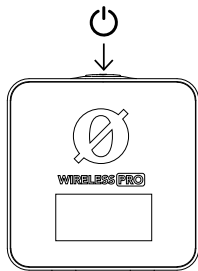
R- 41187224

**MEXICO**



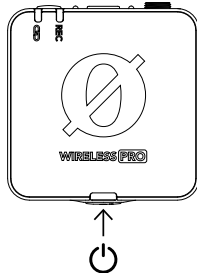
**POWER**

5Vdc 0.3A



**RX**  
**(Receiver)**

**TX**  
**(Transmitter)**





To prevent possible hearing damage, do not listen at high volume levels for long periods.



FR

Cet appareil  
se recycle

À DÉPOSER  
EN MAGASIN



OU

À DÉPOSER  
EN DÉCHÈTERIE



Points de collecte sur [www.quefairedemesdechets.fr](http://www.quefairedemesdechets.fr)  
Privilégiez la réparation ou le don de votre appareil !!



FR

EMBALLAGES CARTON ET  
GUIDE DE SECURITE A  
RECYCLER



#### RØDE Microphones:

107 Carnarvon St, Silverwater NSW 2128, Australia


#### Authorised UK Representative:

RØDE UK, Unit A, 23-25 Sunbeam Rd, London  
NW10 6JP, United Kingdom

#### Authorised EU Representative:

RØDE EU, Neukirchner Str. 18, 65510 Hünstetten,  
Germany





[rode.com](http://rode.com)

0927-0816-03-07