

RØDE[®]


M I C R O P H O N E S



NTG-1 Instruction Manual



www.rodemic.com

CE (EMC, LVD) 

Introduction

I want to thank you for your purchase of the NTG-1 shotgun microphone.

The design brief for this microphone was to build a shotgun that could be used in professional video, film and live stage applications where low noise, a wide frequency response and tightly controlled polar patterns are vital.

I am sure that once you have used your new microphone, you will agree we achieved our aim.

Like all **RØDE** microphones, the NTG-1 is manufactured using the finest surface mount electronic components available, and has a body machined of high grade aluminium which is finished in hard wearing epoxy paint.

The heart of any microphone is the capsule, and with the NTG-1, we have designed and incorporated what we believe to be one of the best transducers in its class.

The NTG-1 has many uses; It can be mounted on video cameras using either the on-board camera mic mounts or the optional shock mount. The NTG-1 is also suitable as a boom mounted mic for film and video use where it is desirable to get closer to the sound source yet still be out of the shot. Another area where the NTG-1 excels is in a live sound situation, used to great effect as a 'crowd mic' when doing a live band recording.

The NTG-1 comes complete with a heavy duty microphone holder and a wind cover for 'moderate' outdoor applications. **RØDE** has also designed a series of products which include the Dead Cat wind sock (for high wind applications) and boom pole as well as various cables and adaptors. Details of these units are available on the website www.rodemic.com

Also while on our website please take the time to register your microphone for a full ten year warranty.



Peter Freedman

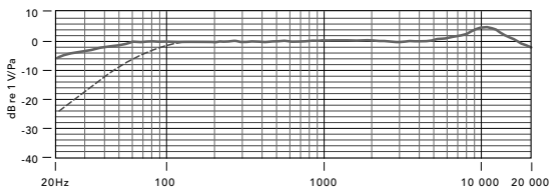
RØDE Microphones
Sydney, Australia

Specifications

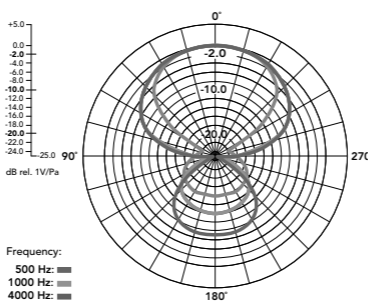
Acoustic Principle:	Line plus gradient
Directional Pattern:	Super-Cardioid (see graph)
Frequency Range:	20Hz ~ 20,000Hz selectable HPF@80Hz/12dB octave (see graph)
Output Impedance:	50 Ω
Sensitivity:	-36dB re 1V/Pa @ 1kHz (15mV/Pa @ 94dB SPL) \pm 2dB @ 1kHz
Equivalent Noise:	18dBA SPL (per IEC651)
Maximum Output:	+6.9dBu (@ 1kHz, 1% THD into 1k Ω)
Dynamic Range:	121dB (per IEC651)
Maximum SPL:	139dB (@ 1kHz, 1% THD into 1k Ω)
Signal/Noise:	76dB SPL (@ 1kHz, rel 1Pa per IEC651)
Power Requirement:	Phantom P48, P24
Output Connection:	3-pin XLR
Net Weight:	105g

Specifications

Frequency Response



Polar Response



Accessories



Stand mount



Zip pouch



Wind shield

Features

- Broadcast sound quality
- Low noise circuitry
- Condenser transducer
- Rugged metal construction
- Low handling noise
- Includes stand mount, zip pouch and windshield
- Designed & manufactured in Australia
- Full 10 year guarantee*

Supplying Power

- The NTG-1 requires power to operate. This needs to be supplied via P48V phantom power supply which is available from most professional video cameras or mixing consoles.
- If the mixer or preamp does not contain this phantom power requirement, then an external phantom power supply is needed.
- Some phantom power supplies do not supply the voltage at which they are rated. If the required voltage is not supplied, the dynamic range and general performance of the microphone will be reduced.
- We strongly suggest the use of a reputable high quality power supply. Damage caused by a faulty power supply is not covered by the warranty.

*Online product registration required.

Mounting the NTG-1

- The NTG-1 comes complete with a heavy duty stand mic holder for mounting the microphone on any compatible stand with a 3/8" or 5/8" thread.



- Install as shown by pushing the mic in on an angle coming from the back. You will notice the holder is quite firm, and this is intentional so that the the NTG-1 will not come out easily, which could damage the mic.



- Make sure you do not block the slots on the side of the mic (Fig 3) as blocking these will affect the sound quality and the polar pattern (directional qualities).



Using the NTG-1

- The NTG-1 incorporates a switchable high pass filter set at 80 Hz. This can be used when you wish to remove low frequency noise that is not part of your intended sound source. Remember however the tonal characteristics will be affected by this, so it is important that you listen to the sound with and without the HPF in circuit before deciding if it is appropriate for the source.
- The HPF is activated by the recessed switch shown to the right. A small screwdriver or pen will be required as the switch is designed to prevent accidental toggling.

High Pass Filter ON

High Pass Filter OFF/Flat



- While it may sound like a contradiction, Shotgun microphones have a narrow pick-up angle or polar response, and so can be used to great effect with cameras for news gathering, weddings, sporting events or any situation where you want to focus on a particular area of sound source without having your audio overpowered by ambient noise.
- The NTG-1 is supplied with a foam windshield. This windshield should be used even in the slightest breeze, as this can cause sound interference.
- When using the mic outside in heavy winds you may need to purchase a more specialised wind shield, such as the **RØDE** Dead Cat, which will provide additional protection from adverse wind conditions.

Warranty

All **RØDE** microphones are warranted for one year from date of purchase. You can extend that to a full ten years if you register online at www.rodemic.com.

The warranty covers parts and labour that may be required to repair the microphone during the warranty period. The warranty excludes defects caused by normal wear and tear, modification, shipping damage, or failure to use the microphone as per the instruction guide.

If you experience any problem, or have any questions regarding your **RØDE** microphone, first contact the dealer who sold it to you. If the microphone requires a factory authorised service, return will be organised by that dealer.

We have an extensive distributor/dealer network, but if you have difficulty getting the advice or assistance you require, do not hesitate to contact us directly.

RØDE Microphones

International

107 Carnarvon Street
Silverwater NSW 2128 Australia
Ph: +61 2 9648 5855
Fax: +61 2 9648 2455

USA

P.O. Box 4189
Santa Barbara, CA 93140-4189
Ph: 805 566 7777
Fax: 805 566 0071

Technical Support

For information and technical support questions contact:
support@rodemic.com

In the Unites States and Puerto Rico, contact
usasupport@rodemic.com or call 805 566 7777

In Australia, contact ozsupport@rodemic.com or call (02) 9648 5855

Anywhere except Australia, the United States and Puerto Rico,
contact support@rodemic.com or call +61 2 9648 5855