

# NT2-A

MULTI-PATTERN STUDIO CONDENSER MICROPHONE

The NT2-A is a highly versatile large-diaphragm studio condenser microphone designed to offer pristine audio quality and flexibility in equal measure. Featuring a three-position pad (0dB, -5dB, -10dB), high-pass filter (flat, 40Hz, 80Hz), and polar pattern control (cardioid, omnidirectional, figure-8), it can easily adapt to any recording situation in the studio.

The NT2-A features a dual 1-inch gold-sputtered cardioid condenser capsule with internal shock mounting and offers ultra-low self-noise and a full frequency response, evoking the silky smooth character of the legendary microphones of the '50s and '60s.

- Large 1" (25mm) HF1 gold sputtered capsule
- On body control of polar pattern, HPF and PAD
- Three position variable polar pattern - Omni, Cardioid or Figure 8
- Three position variable High-Pass Filter - Flat, 40Hz or 80Hz
- Three position PAD - 0dB, -5dB or -10dB
- Ultra low noise, transformerless surface mount circuitry



SWITCHABLE POLAR PATTERN



XLR CABLE INCLUDED



SHOCK MOUNT & DETACHABLE POP FILTER



10 YEAR WARRANTY



## ACOUSTIC & ELECTRICAL SPECIFICATIONS

Acoustic Principle:	Pressure, Pressure gradient
Active Electronics:	JFET impedance converter with bipolar output buffer
Capsule:	1.00"
Directional Pattern:	Three position variable - Omni, Cardioid or Figure 8
Address Type:	Side
Frequency Range:	20 Hz-20 kHz
Sensitivity:	-36 dB re 1 Volt/Pascal (16 mV @ 94 dB SPL) +/- 2 dB @ 1kHz
Output Impedance:	200Ω
Maximum Output Level:	16.0mV (@ 1kHz, 1% THD into 1KΩ load)
Equivalent Noise Level (A-Weighted):	7dBA
Power Requirements:	P24 and P48
Output Connection:	3 pin XLR, balanced output between Pin 2 (+), Pin 3 (-) and Pin 1 (ground)



**MECHANICAL SPECIFICATIONS**

Dimensions (millimetres):	Length - 209 (8.2283") Diameter - 55 (2.1653")
Shipping Weight (grams):	1000
Net Weight (grams):	860
Included accessories:	SM6 Shock mount 6m XLR cable

**WHATS IN THE BOX**



NT2-A Microphone

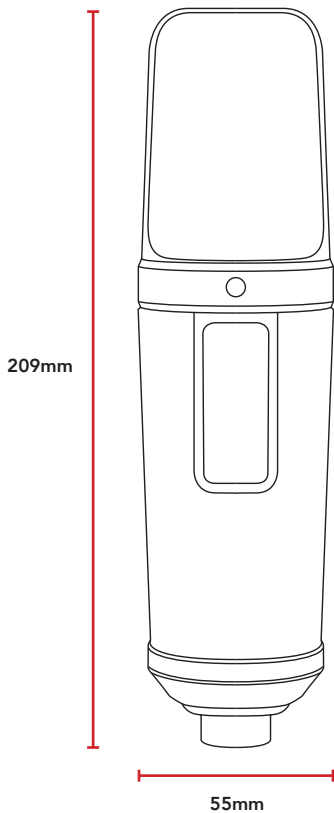


XLR cable

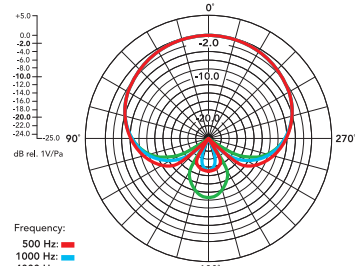


SM6

**DIMENSIONS**



**POLAR PATTERN**



Cardioid

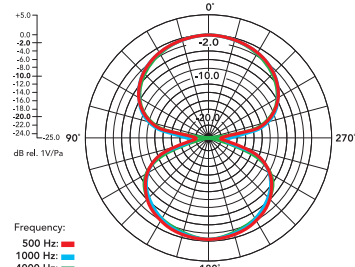
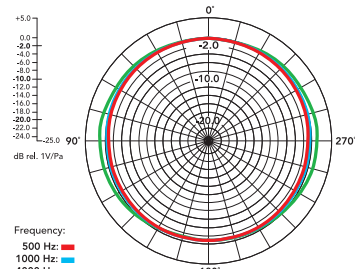
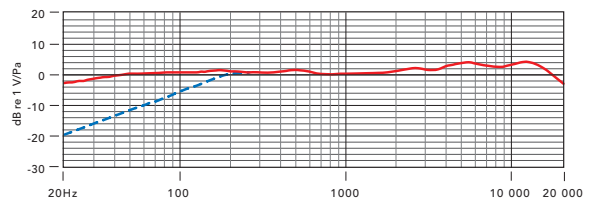


Figure 8

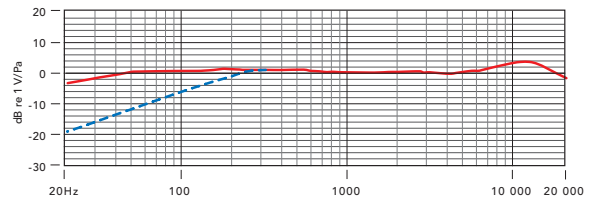


Omni

**FREQUENCY RESPONSE**



Cardioid



Omni